

The logo features the text 'MDA AVAZ READER' in a bold, black, sans-serif font, centered within a white, scalloped-edged shape. This shape is set against a solid yellow background. A dark brown vertical bar is visible on the far left edge of the image.

**MDA AVAZ
READER**

**HELPING CHILDREN
READ INDEPENDENTLY**

INTRODUCTION

- The MDA Avaz Reader app provides **evidence-based supports and hints** to help children with dyslexia read independently.
- The app works on **text found in the real world**, and does not require digital text (PDFs, websites) to work.
- The app has been developed by **Avaz Inc in collaboration with Madras Dyslexia Association**. Previous apps developed by Avaz Inc have won awards and impacted more than 50,000 children worldwide. MDA has directly and indirectly helped more than 40,000 children with dyslexia since its inception.



Library



Welcome! Start reading this text by using your index finger to drag the pencil icon.

Tap on any word to move the pencil in to that word.


See reading support for any word by tapping the hint button at the bottom.

- To add your own pages to the app, go to "Library" and take a photo of any text using the "Add a page" button.
- The app will process the text and show you all the reading supports for that text.
- If you would like to customize the app for

Get Started

The Race and The Tortoise

Speedy the hare was always running faster. He would always say, "I am the fastest!" His friends were tired of his boast and every once in a while they often laughed behind his back.



Slowly the tortoise was very slow. With Speedy and his bragging, Slowly challenged Speedy to a race. All animals gathered to watch the race.

Speedy started a race down the path with a burst.

The Race

LIBRARY SCREEN

- When the app starts, the Library screen opens.
- Tap the “Camera” icon to create a new page from text in the real world.
- Tap a page to start reading it (the page has to be added first).
- Tap the “Selector” icon on any page to edit it. You can Rename, Move and Copy it.

CREATE YOUR READER ACCOUNT



I have read and agree to the **Terms of Services** and **Privacy Policy**

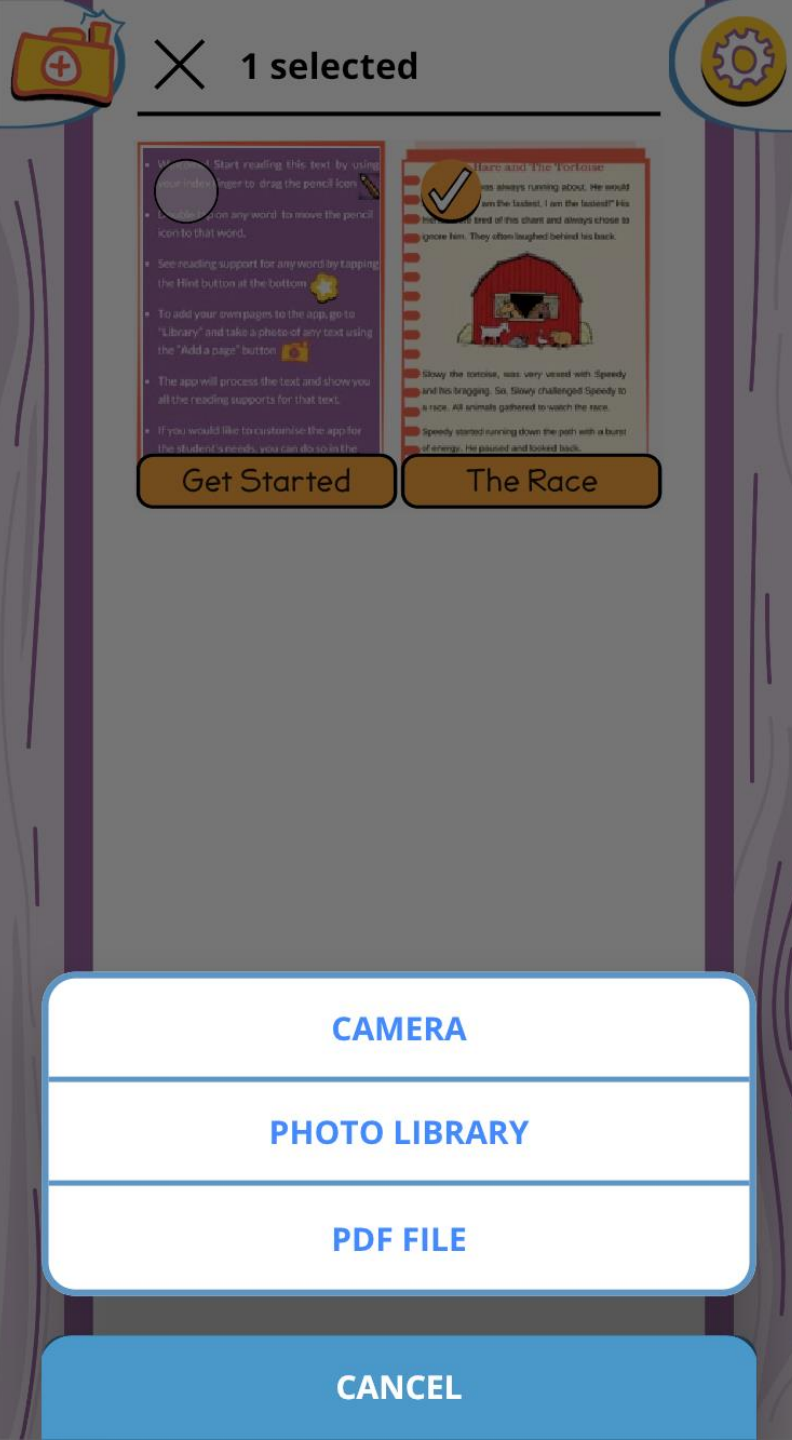
CREATE ACCOUNT

Already Have a Account?

LOGIN

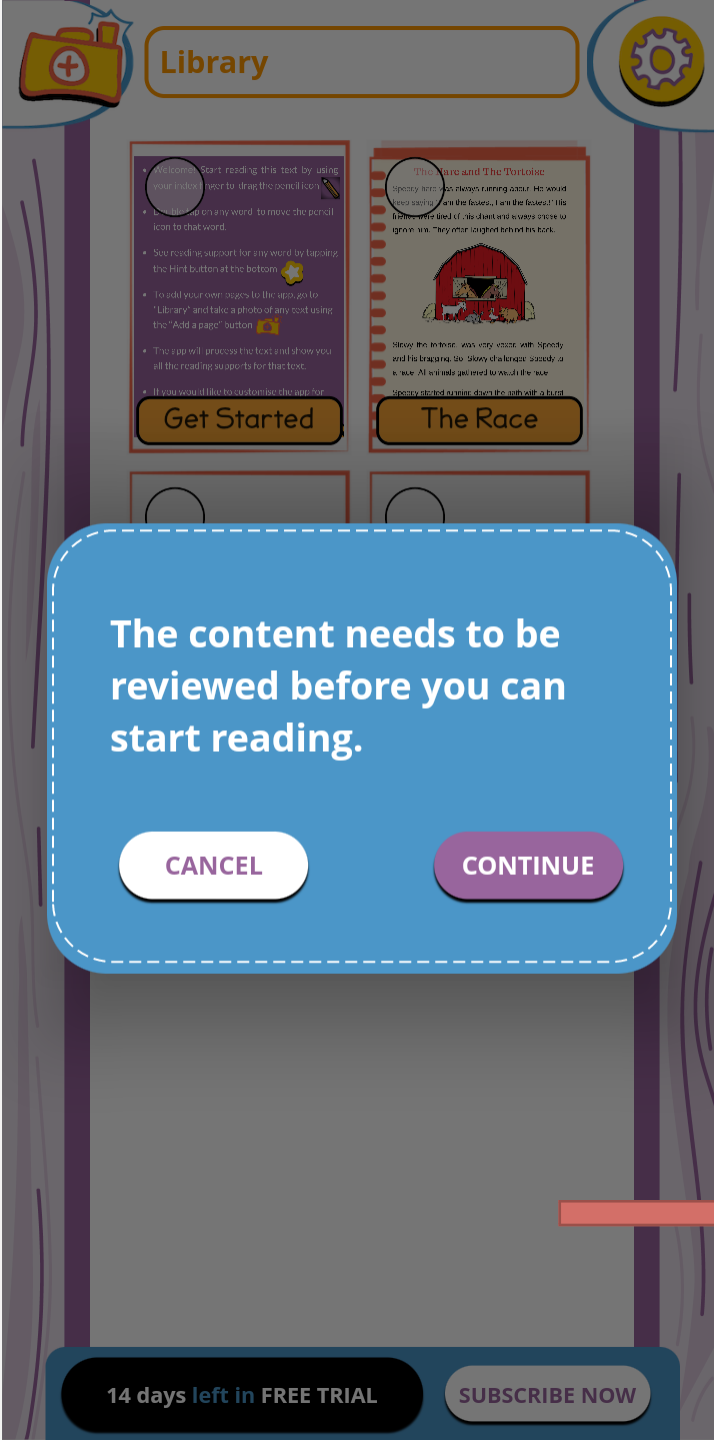
SIGN UP

- To unlock the features of the app Sign Up for the 2 weeks trial version.
- Fill in your name, email id to create your reader account.



ADDING A PAGE

- You can add pages from photographs. Either capture the photograph using the device camera, or use photographs already captured and stored on your device (photo library).
- You can add multiple photographs at a time and save them to a particular book.
- You can also add PDF files those are available in your device. Multiple files can be added at a time.
- The photographs are sent to our servers for analysis. **Internet is needed for adding a page**, but is not needed for reading added pages.



The content needs to be reviewed before you can start reading.

CANCEL

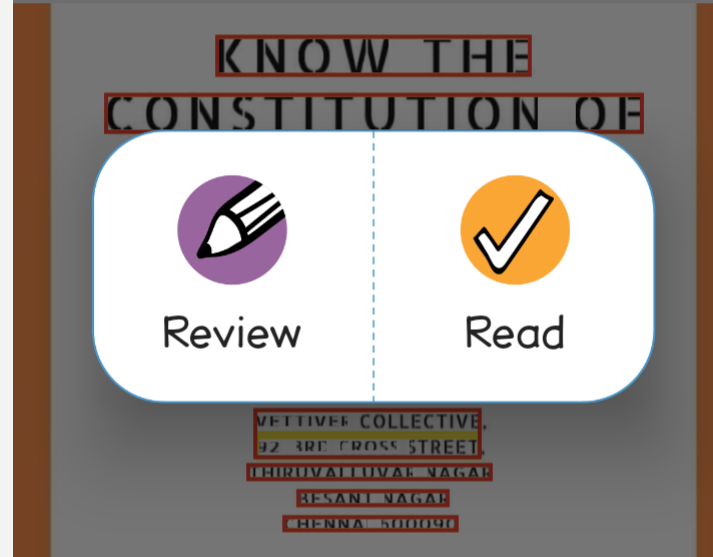
CONTINUE

14 days left in FREE TRIAL

SUBSCRIBE NOW

REVIEWING OCR

- It is highly recommended to review the page after it has been added. This allows you to correct any text-recognition errors before allowing children to read it.
- Only use the “Read” button if you are confident there are no errors in this type of text.



Review



Read



The Hare and The Tortoise

Speedy hare was always running about. He would keep saying "I am the fastest, I am the fastest!" His friends were tired of this chant and always chose to ignore him. They often laughed behind his back.

Slowly the tortoise, was very vexed with Speedy and his bragging. So, Slowly challenged Speedy to a race. All animals gathered to watch the race.

Speedy started running down the path with a burst of energy. He paused and looked back.

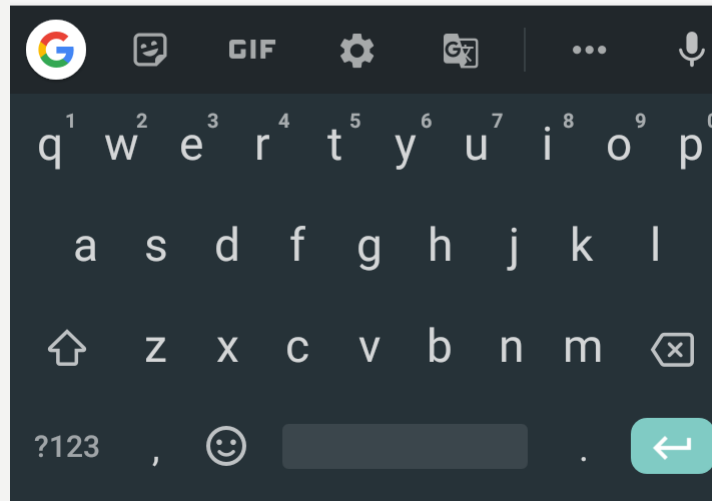


The Hare and The Tortoise

Speedy hare was always running about. He would keep saying "I am the fastest, I am the fastest!" His friends were tired of this chant and always chose to ignore him. They often laughed behind his back.

Slowly the tortoise, was very vexed with Speedy and his bragging. So, Slowly challenged Speedy to a race. All animals gathered to watch the race.

Speedy started running down the path with a burst of energy. He paused and looked back.




- While reviewing, you can correct spelling errors, erase wrongly detected text, change boundaries of paragraphs and reorder text.
- The app will intelligently map your edits back to the original text when you tap DONE.

READER SCREEN

The Hare and The Tortoise

Speedy hare was always running about. He would keep saying "I am the fastest, I am the fastest!" His friends were tired of this chant and always chose to ignore him. They often laughed behind his back.



Slowly the tortoise, was very vexed with Speedy and his bragging. So, Slowly challenged Speedy to a race. All animals gathered to watch the race.

Speedy started running down the path with a burst of energy. He paused and looked back.


- This is the main reader screen.
- Note the pointer (pencil icon) that is pointing to the first word of the text.
- The child needs to:
 - Place their finger on the pointer
 - Read the word it is pointing to
 - Drag the pointer to the next word
 - Repeat until the text is fully read
- The pointer helps in ensuring the child tracks words effectively.



READER SCREEN

The Hare and The Tortoise

Speedy hare was always running about. He would keep saying, "I am the fastest, I am the fastest!" His friends were tired of this chant and always chose to ignore him. They often laughed behind his back.



Slowly the tortoise, was very vexed with Speedy and his bragging. So, Slowly challenged Speedy to a race. All animals gathered to watch the race.

Speedy started running down the path with a burst of energy. He paused and looked back.




- The pointer can only be dragged by the child to the next word in the reading sequence, or to the previous word in case of mistakes.
- When the child starts dragging the pointer, a gray dotted line shows a hint to the next word in the reading sequence.
- A red underline is used to mark words already read by the child.
- To reposition the pointer to a different word, double-tap the new word. (It is recommended that the teacher or parent should do this.)

AUTO READ

The Hare and The Tortoise

Speedy hare was always running about. He would keep saying "I am the fastest, I am the fastest." His friends were tired of this chant and always chose to ignore him. They often laughed behind his back.



Slowly the tortoise, was very vexed with Speedy and his bragging. So, Slowly challenged Speedy to a race. All animals gathered to watch the race.

Speedy started running down the path with a burst of energy. He paused and looked back.




- Use the Audio button to automatically read out the contents of the page.
- The Reader will read the page out in a high-quality, synthesized voice, with a natural accent.
- The speed and accent can be configured from Settings.
- The **pencil automatically moves*** as the voice reads out the page, providing synchronous highlighting.
- This is useful for children who are struggling with basic reading.

* - This feature is available for devices running Android version 8.0+ and for iPhones and iPads

The Hare and The Tortoise

Speedy hare was always running about. He would keep saying "I am the fastest, I am the fastest!" His friends were tired of this chant and always chose to ignore him. They often laughed behind his back.



Slowly the tortoise, was very vexed with Speedy and his bragging. So, Slowly challenged Speedy to a race. All animals gathered to watch the race.

Speedy started running down the path with a burst of energy. He paused and looked back.

The Hare and The Tortoise

Speedy hare was always running about. He would keep saying "I am the fastest, I am the fastest!" His friends were tired of this chant and always chose to ignore him. They often laughed behind his back.

Slowly the tortoise, was very vexed with Speedy and his bragging. So, Slowly challenged Speedy to a race. All animals gathered to watch the race.

Speedy started running down the path with a burst of energy. He paused and looked back.

PLAIN TEXT


- The Plain Text button is used to activate text mode.
- In this mode, all the background images are removed and the text is shown in a standard font in a clean, readable way.
- The font size can be adjusted from Settings.
- The pointer works in exactly the same way in text mode also.



FOCUS

The Hare and The Tortoise

Speedy hare was always running about. He would keep saying "I am the fastest, I am the fastest!" His friends were tired of this chant and always chose to ignore him. They often laughed behind his back.



Slowly the tortoise, was very vexed with Speedy and his bragging. So, Slowly challenged Speedy to a race. All animals gathered to watch the race.

Speedy started running down the path with a burst of energy. He paused and looked back.

The Hare and The Tortoise

Speedy hare was always running about. He would keep saying "I am the fastest, I am the fastest!" His friends were tired of this chant and always chose to ignore him. They often laughed behind his back.



Slowly the tortoise, was very vexed with Speedy and his bragging. So, Slowly challenged Speedy to a race. All animals gathered to watch the race.

Speedy started running down the path with a burst of energy. He paused and looked back.

- The Focus button highlights a single line on the page, which contains the current word to read.
- This reduces distractions and maintains the child's visual focus on the currently highlighted word.
- Focus works in both text mode and photo mode.



The Hare and The Tortoise
Speedy hare was always running about. He would keep saying "I am the fastest, I am the fastest!" His friends were tired of this chant and always chose to ignore him. They often laughed behind his back.

Slowly the tortoise, was very vexed with Speedy and his bragging. So, Slowly challenged Speedy to a race. All animals gathered to watch the race.

Speedy started running down the path with a burst of energy. He paused and looked back.



COLOR OVERLAY

- It is possible to show a color overlay on top of the text, to help children with Irlen Syndrome and perceptual processing disorders.
- A number of different color filter options are available in settings, including yellow, green, pink, purple and blue.
- Color overlays work in both text and photo mode.

The Hare and The Tortoise
Speedy hare was always running
about. He would keep saying "I am
the fastest, I am the fastest!" His
friends were tired of this chant
and always chose to ignore him.

laughed



HINTS

- When the child is unable to read the word currently being pointed to, they should be encouraged to take a hint.
- The hint can be accessed by tapping the Hint button.
- This shows a sequence of cards which have hints on them.
- Many different hints may be available for words. This is a picture hint.

The Hare and The Tortoise
Speedy hare was always running
about. He would keep saying "I am
the fastest, I am the fastest!" His
friends were tired of this chant
and always chose to ignore him.

watch

Rhymes with

catch

match

scratch

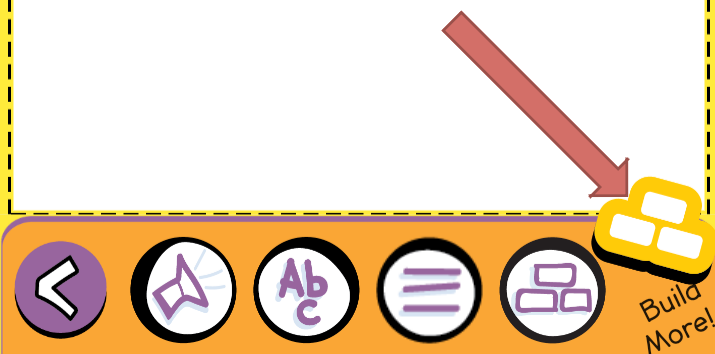
HINTS

- This is a Word Family hint.
- Here, the decoding unit “-atch” is highlighted in red.
- The child is able to read the word if they are able to recognize any of the other words in the family.
- Word family hints are available for both starting blends (like ‘br’ in ‘break’), middle blends (like ‘cr’ in ‘acrobat’) and end units (‘atch’ in ‘watch’).
- The kinds of hints that are enabled can be adjusted from Settings to align with what the child is currently learning.

The Hare and
The Tortoise
Speedy hare was
always running
about.




The Hare and
The Tortoise
Speedy **hare** was
always running
about.



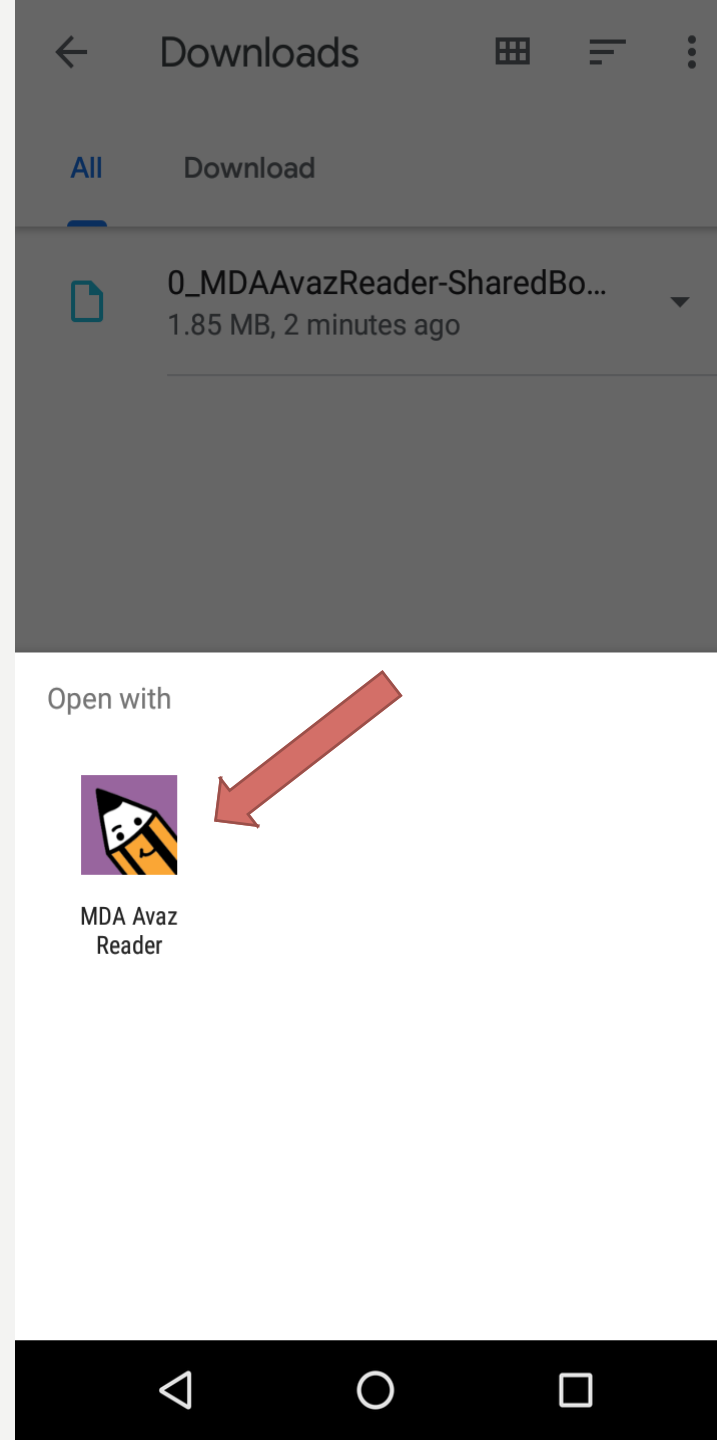
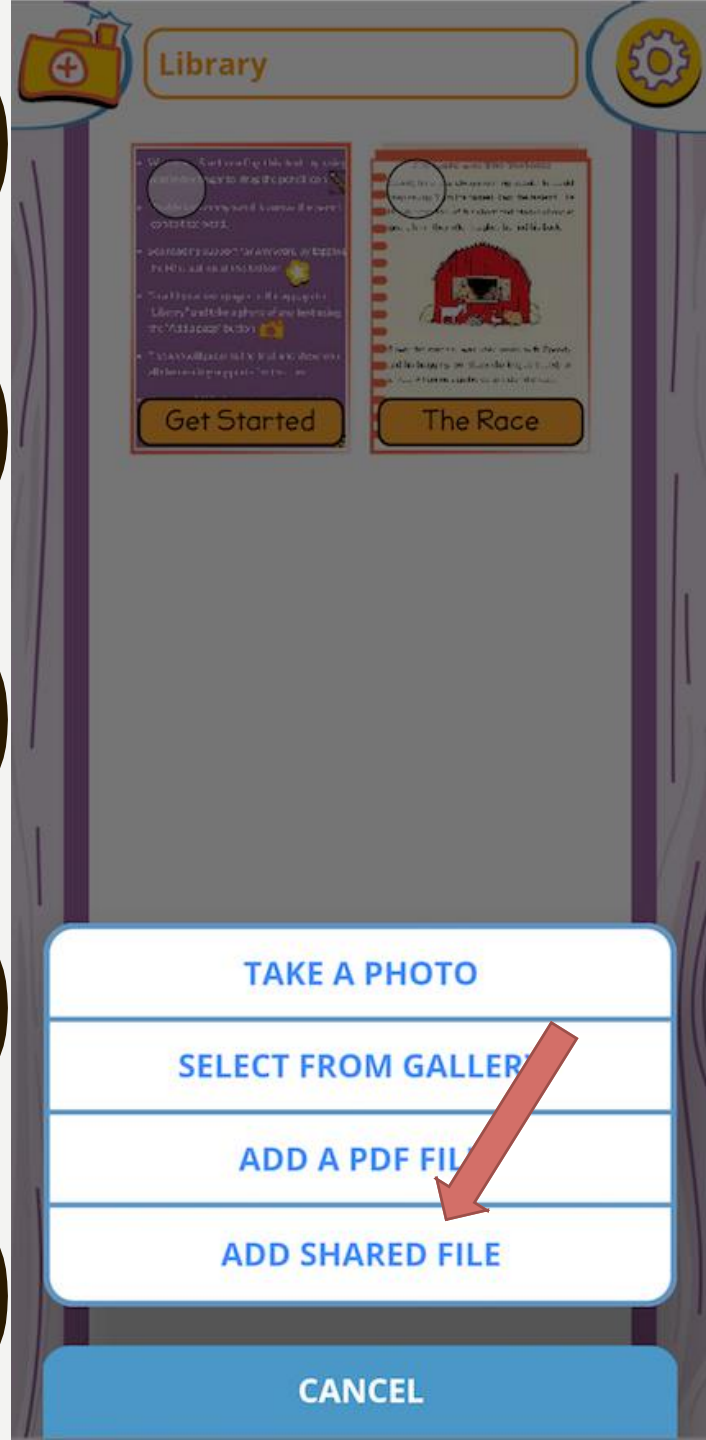
BUILD

- The Build button is used to help the reader comprehend (understand) the text they are reading.
- When Building, the app shows the text one sentence at a time.
- Tap the “Build More” button to gradually build up the sentence.
- We suggest that the teacher should explain each build stage – for example, by asking questions to explain what role the newly highlighted words play in the sentence.
- We also suggest that the child should first read through the entire text (without building), and then do a second pass of the text using Build for comprehension.



SHARE

- The share option helps to share a particular file or a book.
- You can share the files on email, notes, message, WhatsApp (on iPhones) and AirDrop to other iOS devices.
- Files or books can be shared from one MDA Avaz Reader user to another and continue to read.
- The teacher can use the share option and send files to the parent's contact – Email, WhatsApp, etc and instruct the child to continue reading at home.



IMPORT

- The shared file can be imported in 2 ways.
- You can import it from the “Add shared file” or by clicking the “.avr” files from your device downloads.



1 selected



1 selected



• Start reading this text by using your index finger to drag the pencil icon.

• Tap on any word to move the pencil icon to that word.

• See reading support for any word by tapping the Hint button at the bottom.


• To add your own pages to the app, go to "Library" and take a photo of any text using the "Add a page" button.

• The app will process the text and show you all the reading supports for that text.

• If you would like to customise the app for the student's needs, you can do so in the

Get Started

• Start reading this text by using your index finger to drag the pencil icon. He was always running about. He would am the fastest. I am the fastest! His friend of this class and always chose to ignore him. They often laughed behind his back.



• Slowly the tortoise, was very vexed with Speedy and his bragging. So, Slowly challenged Speedy to a race. All animals gathered to watch the race.

• Speedy started running down the path with a burst of energy. He panted and looked back.

The Race

• Start reading this text by using your index finger to drag the pencil icon.

• Tap on any word to move the pencil icon to that word.

• See reading support for any word by tapping the Hint button at the bottom.

• To add your own pages to the app, go to "Library" and take a photo of any text using the "Add a page" button.

• The app will process the text and show you all the reading supports for that text.

• If you would like to customise the app for the student's needs, you can do so in the

Get Started

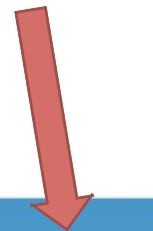

• Start reading this text by using your index finger to drag the pencil icon. He was always running about. He would am the fastest. I am the fastest! His friend of this class and always chose to ignore him. They often laughed behind his back.



• Slowly the tortoise, was very vexed with Speedy and his bragging. So, Slowly challenged Speedy to a race. All animals gathered to watch the race.

• Speedy started running down the path with a burst of energy. He panted and looked back.

The Race



EDIT

DELETE

RENAME

REVIEW AGAIN

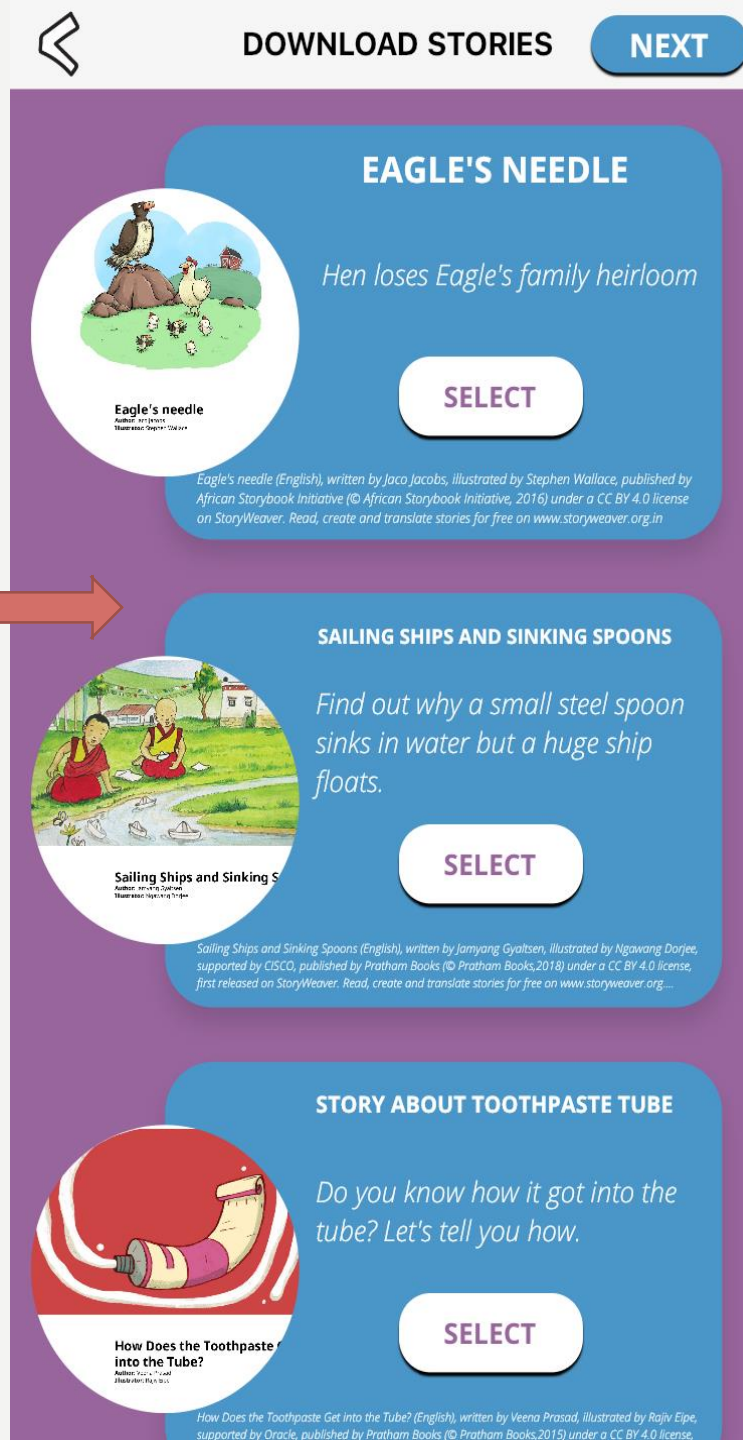
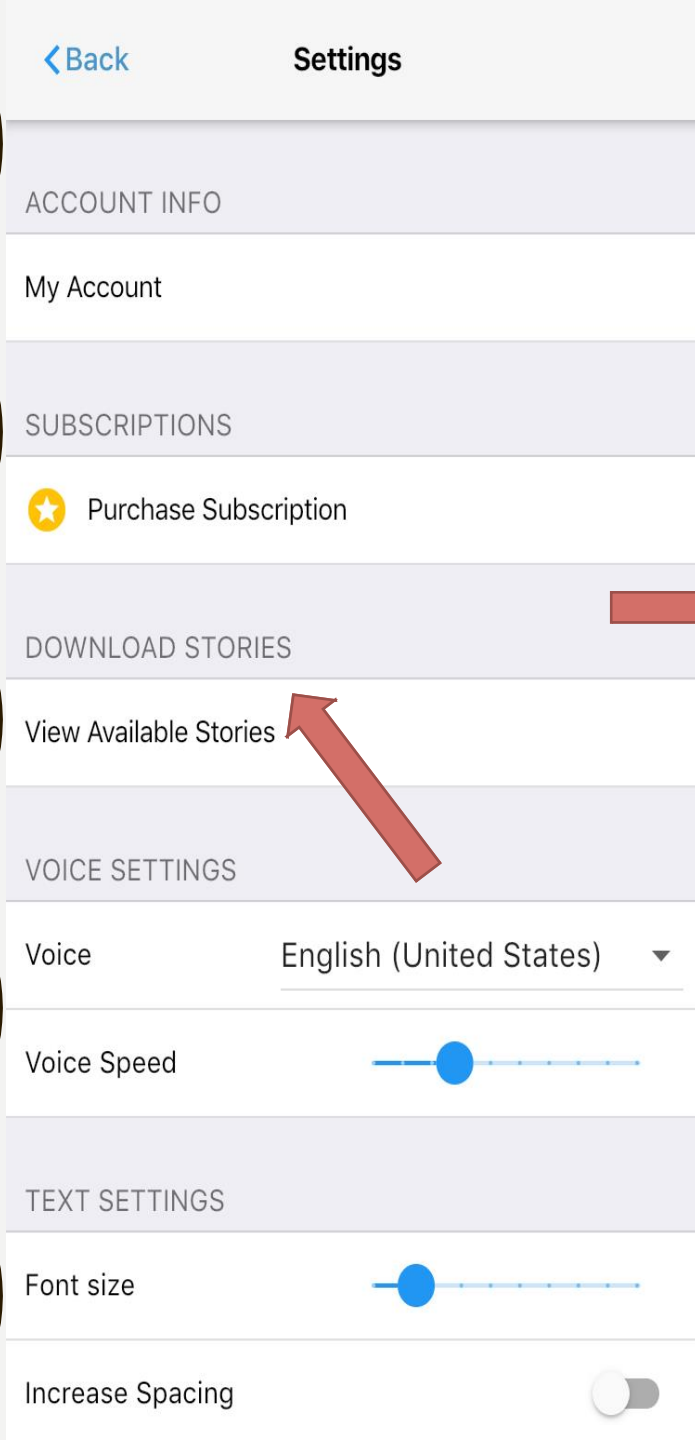
COPY TO FOLDER

MOVE TO FOLDER

CANCEL

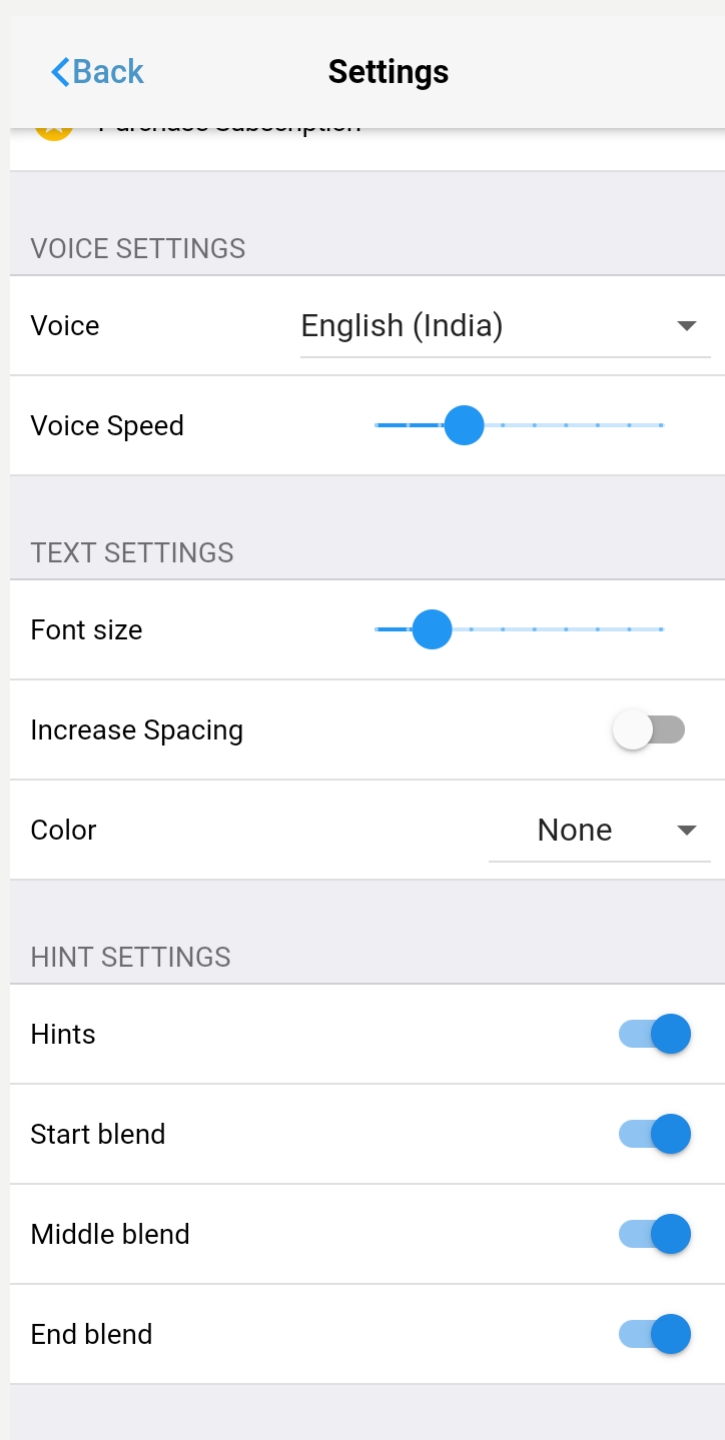
EDIT - DELETE

- You can select the file or the book in the library and edit it as required.
- The selections can be renamed, reviewed, copied or moved to the respective folders of your choice.
- The selections can also be deleted if it is not required in your library as well in any other folder.



IN-APP STORIES

- We are bringing in fascinating stories for you within your app.
- You can access these stories on your app for no cost.
- You can view the available stories and download them from the settings menu.



SETTINGS

- Many useful settings regarding voices, fonts, colors and hints can be adjusted through Settings.
- Please take a moment to find the setting which is most comfortable for the child before introducing them to the app!



You have 14 days left in your FREE Trial.

Purchase a subscription to get continued access to hints and adding pages

EMPOWER CHILDREN TO READ INDEPENDENTLY

1 Month Plan

₹ 159.00 per month

6 Months Plan

₹ 799.00 for 6 months

Annual Plan

₹ 1,199.00 for 12 months

Save
30%

Have a promo code?

Subscriptions will automatically renew unless canceled within 24-hours before the end of the current period. You can cancel anytime with your Play store account settings. Any unused portion of a free trial will be forfeited if you purchase a subscription.

*For more information, see our
Terms of Service and Privacy Policy*

SUBSCRIPTION

- You could subscribe any of the plans to get continued access after the 2 weeks trial period.
- This helps in unlimited access to hints and adding pages.
- You could also use the promo code for subscription.

BEST PRACTICES

- The MDA Avaz Reader app is available on iOS and Android platforms, on both phone and tablet devices. If you can, please choose the device which is most convenient for the child, in terms of touch, weight, size and vision preferences.
- Tablets (e.g. iPad) are often a preferred alternative since the form factor is similar to books.
- The MDA Avaz Reader app should be used in conjunction with a systematic program of special education being provided to the child for management of dyslexia.
- The Madras Dyslexia Association has various resources, trainings and seminars to help you understand how to provide the right kind of intervention for a child with dyslexia. Please visit the MDA website at www.mdachennai.com for more information.
- For technical assistance related to the app, please contact Avaz Inc at support@avazapp.com with the subject “MDA Avaz Reader”.
- Happy reading!